

Stock No. 3290

東浦精密光電

Professional and technical

Advantages Of Value Creation

Investor Conference

2022.12.22 PM2:30

Reporter: Chairman/President Dennis Tai

CFO Teresa Lee



DISCLAIMER

This presentation contains certain forward-looking statements that are based on information obtained by the Company from internal and external sources and are subject to known and unknown risks and uncertain ties that could cause actual results differentially from those unexpected or implied by such statements.

Except as required by law, we undertake no obligation to update any forward- looking statements, whether as a result of new information, future events or others.

AGENDA

1. **Company Profile**
2. **Market and Business Outline**
3. **Operating Results**
4. **Financial Results**
5. **Vision**
6. **Q&A**

Company Profile



Profile

Founded: March 8, 1995

Chairman/President : Dennis Tai

Business:

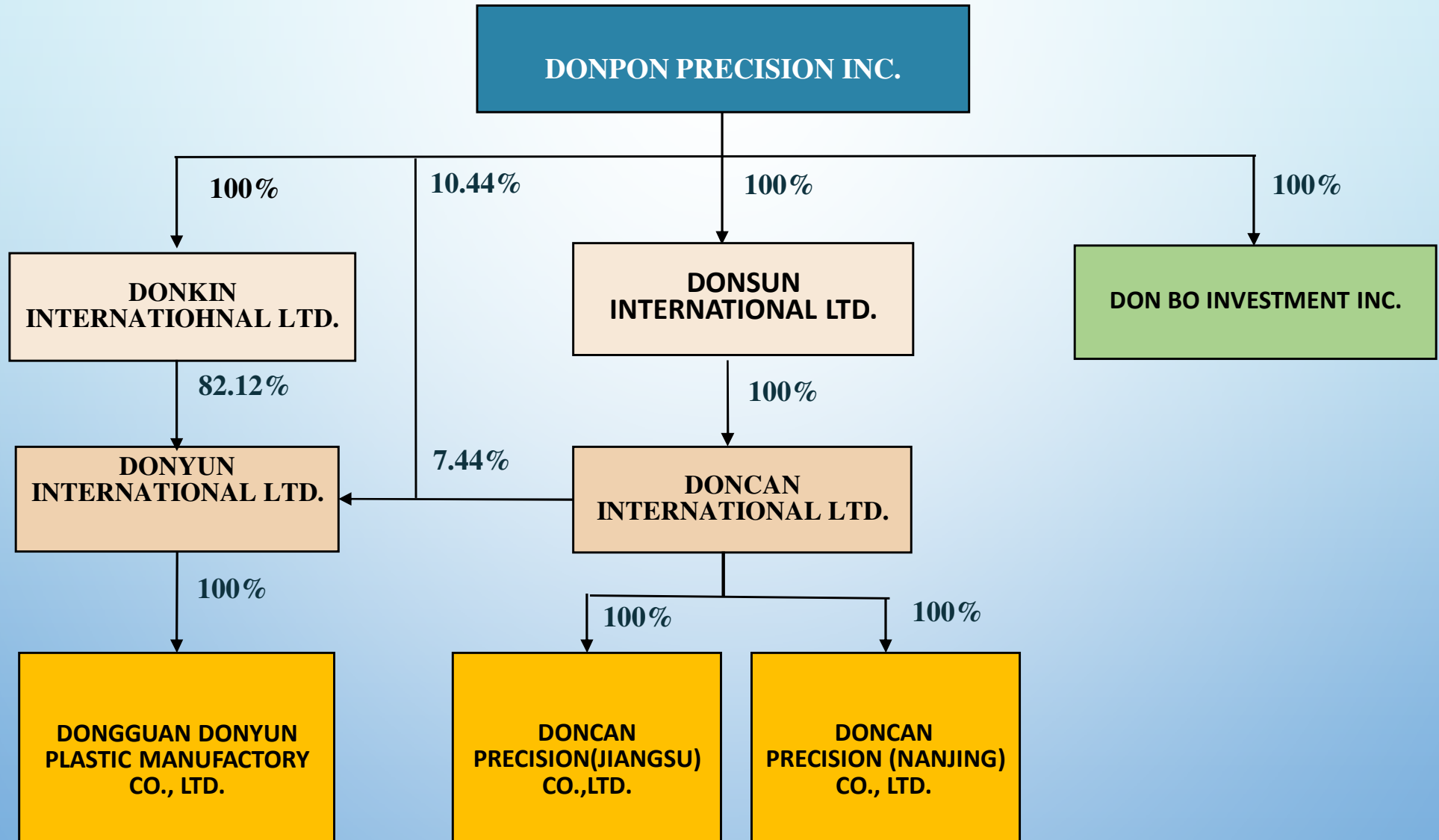
- **Parts: Cameras, mobile phones, headphones, electronic communications, electrical accessories, backlight panels, netcom, compute and Automobile-related.**
- **Tooling, development, design, fabrication, plastic molding, painting, printing, assembly, stamping and metal processing.**
- **OEM and ODM in Automotive electronics parts**

HQs(TW): No.58,Sec.2,Changxing Rd., Luzhu Dist., Taoyuan City.

Capitals: NTD 995 Million

Employees-TW: 100 Persons Employees-CN: about 1,000 Persons

Investment Status



Business Location

**DONCAN PRECISION
(NANJING) CO., LTD.**



**DONCAN PRECISION
(JIANGSU) CO., LTD.**



**DONPON PRECISION INC.
ROCK ELECTRONIC OPTICAL CO., LTD.**



**DONGGUAN DONYUN PLASTIC
MANUFACTORY CO., LTD.**



Strategy

Long-Term

Expand enterprise scale and increase DP Group market share.

Mid-Term

To develop business Actively in Southeast Asia, to reduce costs and enhance competitiveness

Short-Term

HQs based in Taiwan to expand overseas business

Market and Business Outline



Business Relationship

Upstream Industry:

Raw material suppliers (PC、ABS、PMMA. Coating inks etc.)
glass materials, coating/inks

Midstream Industry:

Tooling development and injection molding industry,
Surface processing industry,
component industry
Plastic components such as digital cameras, Netcom, wearables, earphones, etc.

Downstream Industry:

International electronics manufacturer
Automobile factories

Co-operation Industry:

Machinery and equipment manufacturers
(Injection molding machine, CNC machine, coating machine, printing machine, etc.)

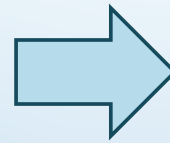
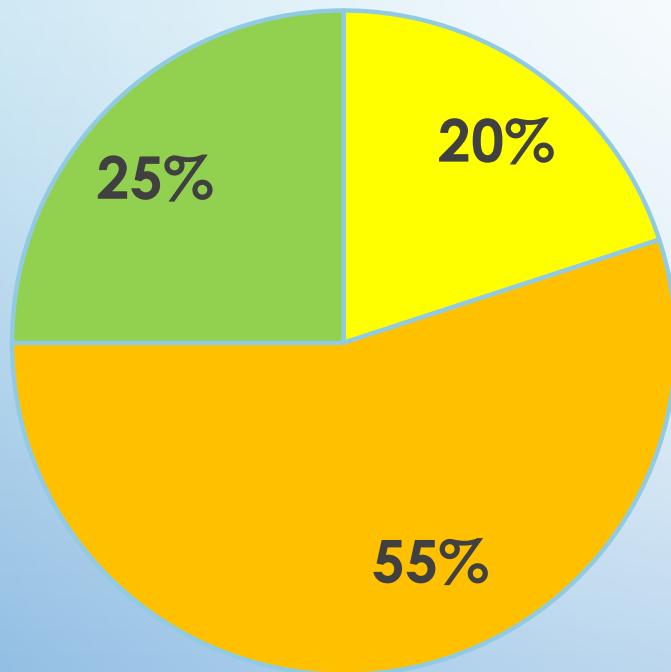
Peripheral Industry

Coating RM

Operating Results



Business & Capacity



Target:
Outside China 50%

■ Taiwan ■ South China ■ Eastern China

Financial Results



Income Statement

(NT\$ Thousand)

Item	2022Q3		2022Q1~Q3		2021Q3		2021Q1~Q3		QoQ	YoY
Revenue	547,572	100%	1,231,141	100%	540,084	100%	1,159,652	100%	1.4%	6.2%
Gross Margin	139,990	26%	233,060	19%	112,658	21%	222,995	19%	24.3%	4.5%
Operating Expenses	80,327	15%	196,716	16%	73,793	14%	193,253	17%	8.9%	1.8%
Operating Margin	59,663	11%	36,344	3%	38,865	7%	29,743	3%	53.5%	22.2%
Non-Operating Income	36,200	7%	57,743	5%	2,216	0%	5,309	0%	1533.6%	987.6%
Net Income before Tax	95,863	18%	94,087	8%	41,081	8%	35,051	3%	133.4%	168.4%
Net Income	77,439	14%	71,850	6%	36,314	7%	43,416	4%	113.2%	65.5%
EPS	0.78		0.72		0.36		0.44			

Balance Sheet

(NT\$ Thousand)

Item	2022Q3		2021Q4		2021Q3	
Cash and Cash Equivalents	853,758	26.9%	670,554	21.7%	689,796	22.3%
Account Receivable	856,405	26.9%	903,320	29.3%	811,807	26.2%
Inventories	300,475	9.5%	264,189	8.6%	327,744	10.6%
Other current Assets	37,350	1.2%	36,251	1.2%	51,683	1.7%
Current Assets	2,047,988	64.4%	1,874,314	60.7%	1,881,030	60.8%
Non-current Assets	1,130,150	35.6%	1,213,149	39.3%	1,212,702	39.2%
Total Assets	3,178,138	100.0%	3,087,463	100.0%	3,093,732	100.0%
Current Liabilities	1,315,801	41.4%	1,215,591	39.4%	1,252,161	40.5%
Non-current Liabilities	352,031	11.1%	437,576	14.2%	454,960	14.7%
Total Liabilities	1,667,832	52.5%	1,653,167	53.5%	1,707,121	55.2%
Total Shareholders' Equity	1,510,306	47.5%	1,434,296	46.5%	1,386,611	44.8%

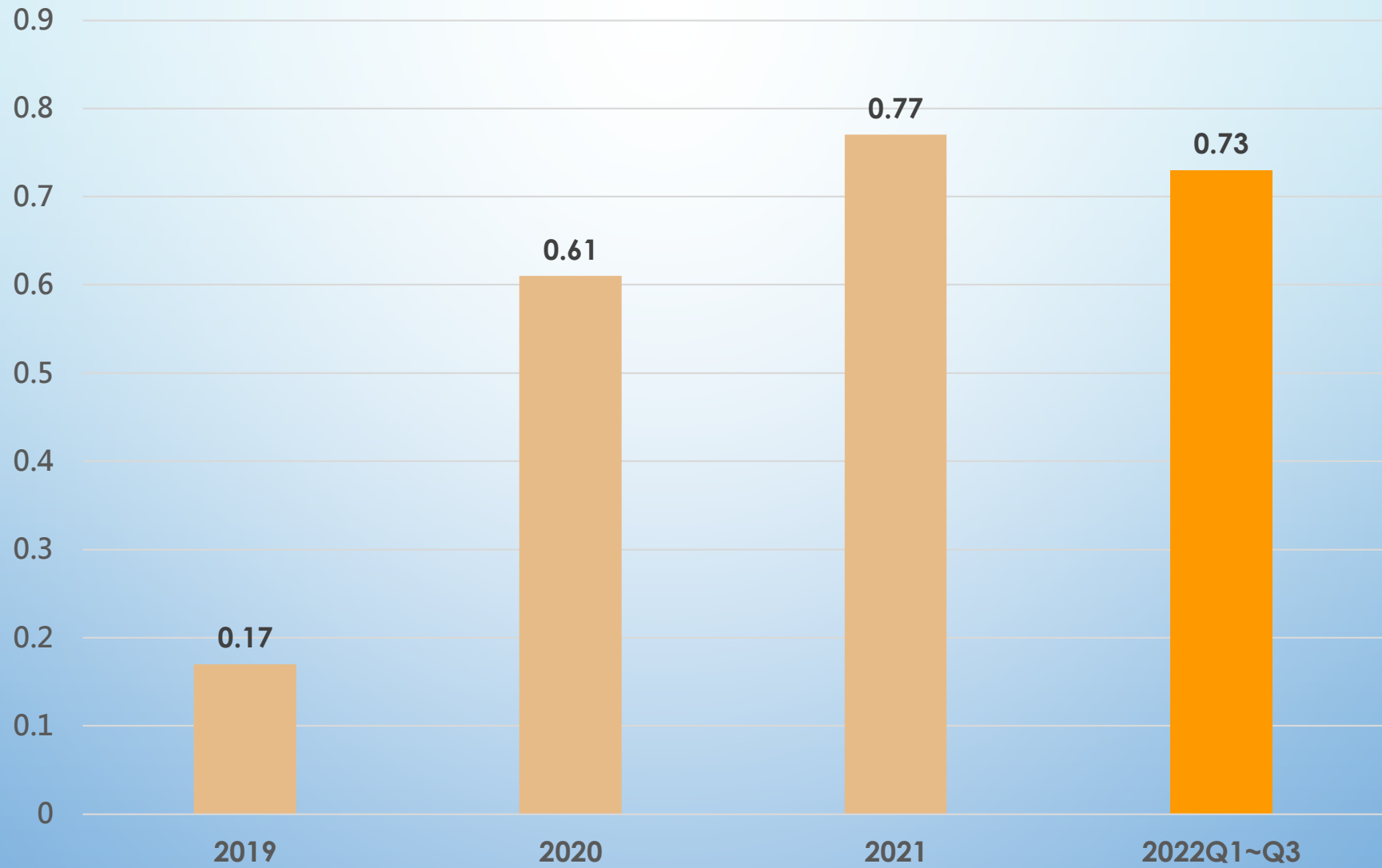
Net value per share

15.17

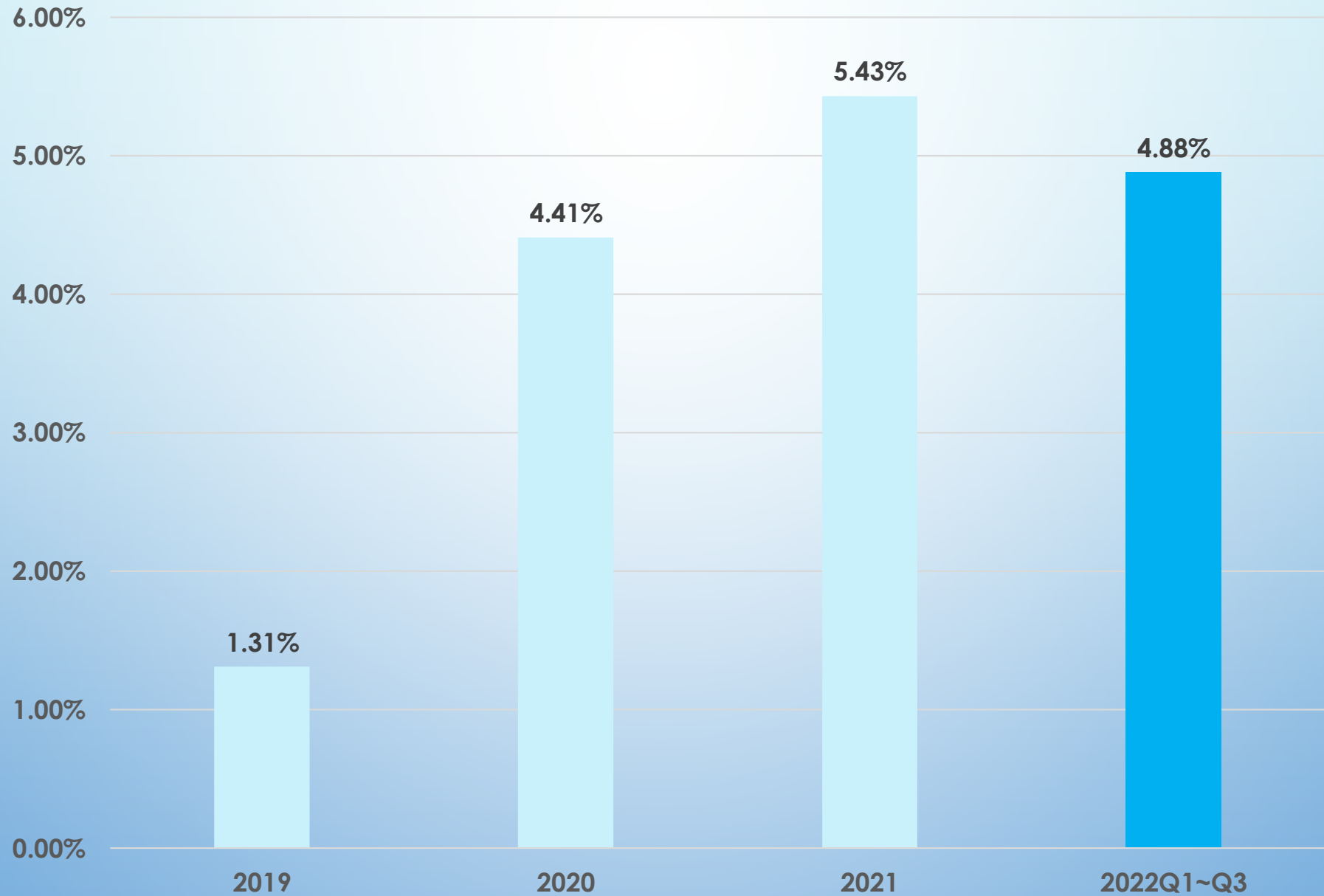
14.41

13.93

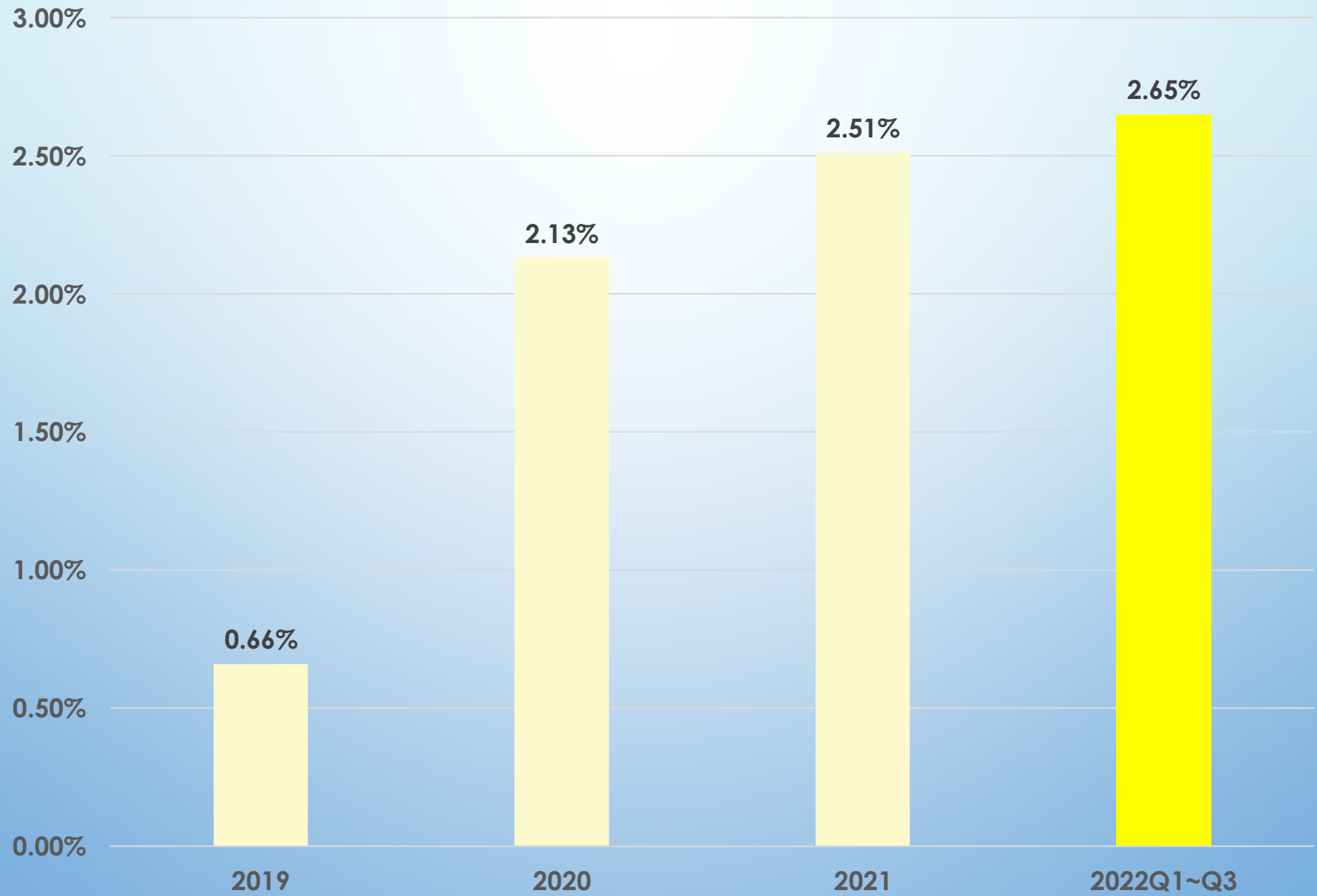
EPS



ROE



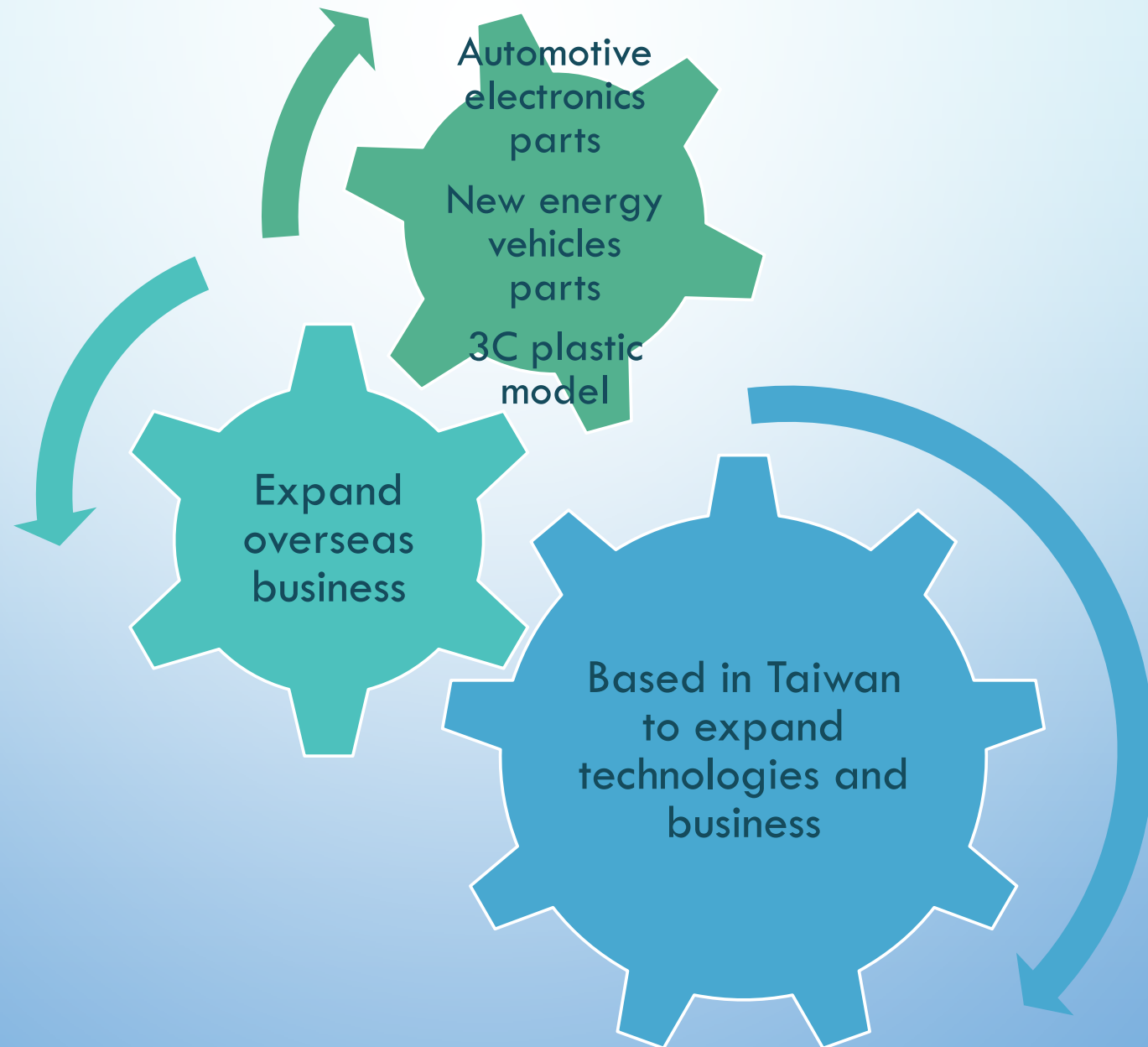
ROA



Vision



Vision



ESG




Governance

- Strengthen the operation of the Board of Directors and functional committees
- Implement and enforce legal requirements

- Cultivate outstanding employee.
- Local contribution and sponsorship of sports talent.



Social



Environmental

- Towards green environmental protection design and green energy carbon reduction process.



Environment policy

Compliance with environmental regulations
Raise environmental awareness
Resource recycling
Implement energy conservation and carbon reduction

東浦精密光電

Professional and Technical



東浦精密光電

Professional and Technical

Thank You